

13—

Tonadilla


de

Mifon.

6.

A. R. A.
Nº 264. (1a 15)
Lº 257.

Rº 37855.



419

— 1

Tonadilla à 3

Con Viol^{ns} & Tromp^a

2.^a Parte de las Jardineras

Misson

Adagio

Musical notation for the beginning of the piece, featuring a treble clef and a bass clef with a fagot part. The tempo is marked Adagio. The key signature has one flat (B-flat) and the time signature is 6/8. The fagot part is marked *fagot.* and *tutti*.

Licio

Musical notation for the vocal part of Licio, with lyrics: "Por una ingrata falsa me estoy muriendo, infelice de".

Musical notation for the vocal part of Licio, with lyrics: "mi me estoy muriendo este es el pago".

Musical notation for the vocal part of Licio, with lyrics: "penas de mis des vellos infelice de mi de mis des".

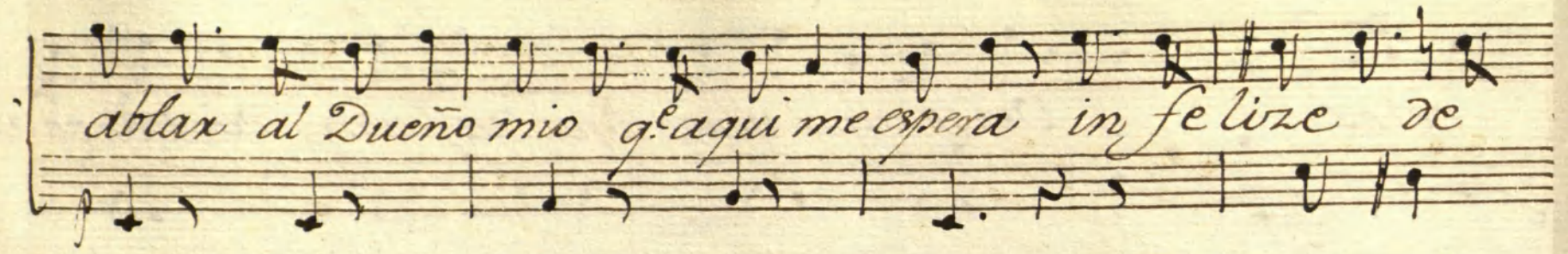
velos Vengo aqui vengo aqui disfrara do vengo a

qui vengo aqui en cubierto - arbolito arbolito


ati me en tregg q. Clara esta la noche ve

flora re mis Celos para poder que/ax me vengo a estas

selvas in felice de mi vengo a estas selvas



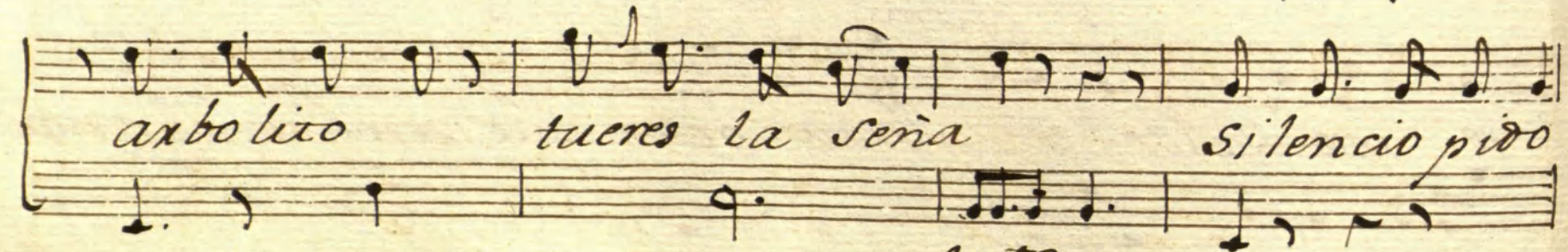
ablax al Dueño mio q' aqui me espera in felice de



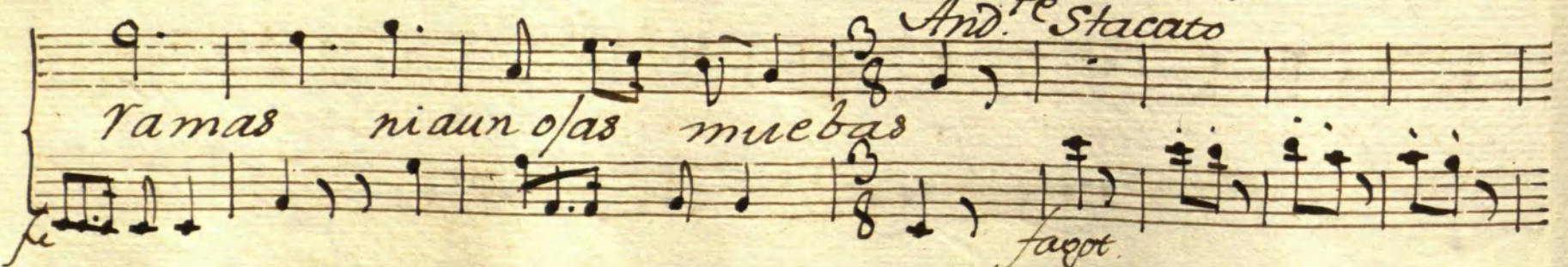
mi q' aqui me espera pero si viene Clicio q'



pe-na acia alli un instrumento ya suena arbolito



arbolito tueres la seña silencio pido



Ramas niaun o/ as muebas

And.^{te} Staccato

fagot.

Anteo

pobre Barquilla mia

Entre peñas cor rota sin velas desvelada

y entre las olas sola y entre las olas sola

adonde vas perdida adonde di te enroscas q. no ay de

ser cuerdos con esperanzas locas con esperanzas

lo cas Diras q^e muchas Barcas con el fabor en

popa salieron desdichadas volvieron ventu

rosas bol bieron venturo — sas No mires los e-

xemplos de las q^e van y tornan q^e a muchas a pex

dido la dicha de las otras la dichas de las

otras Mas ay q^e no me escuchas pero la vida es

corta viviendo todo falta muriendo todo

Sobra muriendo todo so-bra, ven aqui dueño

mio q^e pena q^e congoja ya vafo no te vayas

los Celos y ameagan los Celos y ameagan

Anteo

Adagio

punt. do

Aunque

The first system of musical notation consists of two staves. The upper staff is in treble clef with a key signature of one sharp (F#) and a 3/4 time signature. The lower staff is in bass clef with the same key signature and time signature. The music begins with a half rest in the upper staff and a quarter rest in the lower staff. The lower staff contains a melodic line of eighth and quarter notes.

The second system of musical notation consists of two staves. The upper staff is in treble clef and contains the lyrics "dices me quieres aunque" followed by a long horizontal line. The lower staff is in bass clef and contains the lyrics "mis dudas ten" followed by a long horizontal line. The music continues with notes and rests on both staves.

And. no floua

Que poco as conocido

q.^e po

The third system of musical notation consists of two staves. The upper staff is in treble clef and contains the lyrics "Que poco as conocido". The lower staff is in bass clef and contains the lyrics "q.^e po". The music continues with notes and rests on both staves.

licio

lo que te quiero, ay q.^e me a

The fourth system of musical notation consists of two staves. The upper staff is in treble clef and contains the lyrics "lo que te quiero, ay q.^e me a". The lower staff is in bass clef and contains the lyrics "lo que te quiero, ay q.^e me a". The music continues with notes and rests on both staves.

bravo ay q.^e me quemmo ay q.^e

a leve

The fifth system of musical notation consists of two staves. The upper staff is in treble clef and contains the lyrics "bravo ay q.^e me quemmo ay q.^e". The lower staff is in bass clef and contains the lyrics "a leve". The music continues with notes and rests on both staves.

falsa valex me Cielos valex —

ay nito mio

que e
ay moreni morenita mia ay. more

to mio

e a a
ni morenita mia por ti me muero

ay ai ai ai
penas ansias rabias celos
ay ai ai ai por

ga mas no pue e
ti me mue -
aora q' estamos juntos
aora q' e

Adagio

decimos juntos deci de luego decide luego al q.e tu
Diego que
quieres al q.e tu quieres despacha presto
yo te adoro Diego q.e te a borrez co

pues con esto acabore de fin a questo de fin a

Digo Corte del alma Digo plevey no.

questo

bleza

y con esto se acabe la Jardinera

la Jardine ra

Ja noay mas Jardi-

And.te. seq.

nera (no) ni tonadilla ni tonadilla

ni tonadilla tuga a e l alma Cielo tuia tuas

tua es el alma Cielo abraza abraza abraza a

que bien

brara Tardineza monamia la Tardi-

nera fola querita pola querita tuia es miri

va Alta otra dia perdonar Caballe

Handwritten musical notation on a five-line staff, featuring various note values and rests.

Handwritten musical notation with lyrics *nos vaia vaia perdonar Caballeros abraza a* written in cursive below the notes.

Handwritten musical notation on a five-line staff, including a double bar line and various note values.

Handwritten musical notation with lyrics *braza la tonadilla Jardinera mona mia* written in cursive below the notes.

bien

Tardine- xita pola quexita pola quexita la

tona oilla

6

Trompa 1.ª Tona a 3.ª delas Jardinesas 2.ª pte

Adagio 3/8

1.ª no

allegro

And.
Stac.

6 7 2.ª no

allegro
5 mas

Adagio

allegro

Handwritten musical notation on a single staff. The tempo marking is *Adagio*. The key signature is one flat (B-flat). The time signature is 3/4. The notation includes a double bar line with a repeat sign, followed by a section of music with a 3/4 time signature. Above the staff, the number "26" is written, and the text "Seq. And^{te}" is written above the second measure. The notation consists of eighth and sixteenth notes, some beamed together, and rests.

allegro

Eight empty musical staves, each consisting of five horizontal lines, arranged vertically below the first staff.

Violin 1^o Ton^a a 3. 2^a pte^t de las Jardineras

Allegro $\frac{6}{8}$

la 2.ª no se dice
allegro

And^{te} Staccato $\frac{3}{8}$

la 1.ª no
allegro
mas

Adagio $\frac{3}{4}$ #F

Andro

Tepite al segno

Adagio $\frac{3}{4}$ #F

la 2^{no}

al segno


Andro

seg.

Handwritten musical notation on two staves. The first staff contains a melodic line with various note values and rests. The second staff contains a more complex rhythmic pattern with many beamed notes, ending with a double bar line and a fermata-like symbol.

allegro

A series of ten empty musical staves, each consisting of five horizontal lines, arranged vertically on the page.



Violin 2^o Ton.^a a 3 de las Jardineras 2^a pte

Adagio $\frac{6}{8}$ *1^o ten*

la 2^a no *allegro*

And.^{te} Staccato $\frac{3}{8}$

la ultima no

allegro
Finis

Adagio 3/4

And^{no}

allegro
Tempo

Adagio 3/4

allegro

la 2.^a m^o
And.^{te} seg^o

Handwritten musical notation on two staves. The first staff contains a melodic line with various note values and rests. The second staff continues the melody and ends with a double bar line and a fermata. Below the second staff, the tempo marking "allegro" is written in cursive, followed by the word "tutti" written vertically.

A series of ten empty musical staves, each consisting of five horizontal lines, arranged vertically on the page.







Copy/Right © Real Conservatorio Superior de Música de Madrid. Información sobre copyright - biblioteca@rcsmm.eu
Copy/Right © Madrids Royal Music Conservatory. Information about copyright - biblioteca@rcsmm.eu

RCSMM | REAL CONSERVATORIO
SUPERIOR DE MÚSICA DE MADRID